


(1)(a) STATEMENT SHOWING SHAREHOLDING PATTERN IN CLAUSE-35			
NAME OF THE COMPANY: BANK OF BARODA			
SCRIP CODE:	532134 - BSE	Name of the Scrip:	NSE - BANKBARODA
Class of Security:			
QUARTER ENDED:	31/12/2013		
Partly paid-up shares	No. of partly paid-up shares	As a % of total no. of partly paid-up shares	As a % of total no. of shares of the Company.
Held by promoter/promoter group		0	0
Held by Public		0	0
<b>Total:</b>		<b>0</b>	<b>0</b>
Outstanding convertible securities:	No. of outstanding securities	As a % of total no. of outstanding convertible securities.	As a % of total no. of shares of the Company assuming full conversion of the convertible securities
Held by promoter/promoter group		0	0
Held by Public		0	0
<b>Total:</b>		<b>0</b>	<b>0</b>
Warrants:	No. of warrants	As a % of total no. of warrants	As a % of total no. of shares of the Company, assuming full conversion of warrants
Held by promoter/promoter group		0	0
Held by Public		0	0
<b>Total:</b>		<b>0</b>	<b>0</b>
<b>Total paid-up capital of the Company, assuming full conversion of warrants and convertible securities</b>	<b>421256303</b>	<b>0</b>	<b>100.00</b>




कृते बैंक ऑफ़ बड़ौदा  
for Bank of Baroda

  
कंपनी सचिव  
Company Secretary

Page 1 of 10


CATEGORY CODE	CATEGORY OF SHAREHOLDER	NO OF SHAREHOLDERS	TOTAL NUMBER OF SHARES	NO OF SHARES HELD IN DEMATERIALIZED FORM	TOTAL SHAREHOLDING AS A % OF TOTAL NO OF SHARES		SHARES PLEDGE OR OTHERWISE ENCUMBERED	
					AS a PERCENTAGE of (A+B)	AS a PERCENTAGE of (A+B+C)	NUMBER OF SHARES	AS a PERCENTAGE (IX)=(VIII)/(IV)*100
(I)	(II)	(III)	(IV)	(V)	(VI)	(VII)	(VIII)	(IX)=(VIII)/(IV)*100
<b>(A)</b>	<b>PROMOTER AND PROMOTER GROUP</b>							
(1)	INDIAN							
(a)	Individual /HUF	0	0	0	0.00	0.00	0	0.00
(b)	Central Government/State Government(s)	1	233412499	233412499	55.41	55.41	0	0.00
(c)	Bodies Corporate	0	0	0	0.00	0.00	0	0.00
(d)	Financial Institutions / Banks	0	0	0	0.00	0.00	0	0.00
(e)	Others	0	0	0	0.00	0.00	0	0.00
	<b>Sub-Total A(1) :</b>	<b>1</b>	<b>233412499</b>	<b>233412499</b>	<b>55.41</b>	<b>55.41</b>	<b>0</b>	<b>0.00</b>
(2)	FOREIGN							
(a)	Individuals (NRIs/Foreign Individuals)	0	0	0	0.00	0.00	0	0.00
(b)	Bodies Corporate	0	0	0	0.00	0.00	0	0.00
(c)	Institutions	0	0	0	0.00	0.00	0	0.00
(d)	Qualified Foreign Investor	0	0	0	0.00	0.00	0	0.00
(e)	Others	0	0	0	0.00	0.00	0	0.00
	<b>Sub-Total A(2) :</b>	<b>0</b>	<b>0</b>	<b>0</b>	<b>0.00</b>	<b>0.00</b>	<b>0</b>	<b>0.00</b>
	<b>Total A=A(1)+A(2)</b>	<b>1</b>	<b>233412499</b>	<b>233412499</b>	<b>55.41</b>	<b>55.41</b>	<b>0</b>	<b>0.00</b>
<b>(B)</b>	<b>PUBLIC SHAREHOLDING</b>							
(1)	INSTITUTIONS							
(a)	Mutual Funds /UTI	177	29766546	29765146	7.07	7.07		
(b)	Financial Institutions /Banks	29	933363	931863	0.22	0.22		
(c)	Central Government / State Government	0	0	0	0.00	0.00		



CATEGORY CODE	CATEGORY OF SHAREHOLDER	NO OF SHAREHOLDERS	TOTAL NUMBER OF SHARES	NO OF SHARES HELD IN DEMATERIALIZED FORM	TOTAL SHAREHOLDING AS A % OF TOTAL NO OF SHARES		SHARES PLEDGE OR OTHERWISE ENCUMBERED	
					AS a PERCENTAGE of (A+B)	As a PERCENTAGE of (A+B+C)	NUMBER OF SHARES	AS a PERCENTAGE (IX)=(VIII)/(IV)*100
(I)	(II)	(III)	(IV)	(V)	(VI)	(VII)	(VIII)	(IX)=(VIII)/(IV)*100
(d)	Venture Capital Funds	0	0	0	0.00	0.00		
(e)	Insurance Companies	50	51778970	51778970	12.29	12.29		
(f)	Foreign Institutional Investors	414	65452515	65441715	15.54	15.54		
(g)	Foreign Venture Capital Investors	0	0	0	0.00	0.00		
(h)	Qualified Foreign Investor	0	0	0	0.00	0.00		
(i)	Others	0	0	0	0.00	0.00		
	<b>Sub-Total B(1) :</b>	<b>670</b>	<b>147931394</b>	<b>147917694</b>	<b>35.12</b>	<b>35.12</b>		
(2)	NON-INSTITUTIONS							
(a)	Bodies Corporate	1747	16733613	16554712	3.97	3.97		
(b)	Individuals							
	(i) Individuals holding nominal share capital upto Rs.1 lakh	178510	19606443	13141615	4.65	4.65		
	(ii) Individuals holding nominal share capital in excess of Rs.1 lakh	31	827699	827699	0.20	0.20		
(c) (d)	Others							
	NON RESIDENT INDIANS	3665	2050942	1064642	0.49	0.49		
	OVERSEAS CORPORATE BODIES	3	22000	0	0.01	0.01		
	CLEARING MEMBERS	194	276604	276604	0.07	0.06		
	TRUSTS	31	395109	395109	0.09	0.09		
(c) (c)	Qualified Foreign Investor	0	0	0	0.00	0.00		
	<b>Sub-Total B(2) :</b>	<b>184181</b>	<b>39912410</b>	<b>32260381</b>	<b>9.47</b>	<b>9.47</b>		
	<b>Total B=B(1)+B(2) :</b>	<b>184851</b>	<b>187843804</b>	<b>180178075</b>	<b>44.59</b>	<b>44.59</b>		
	<b>Total (A+B) :</b>	<b>184852</b>	<b>421256303</b>	<b>413590574</b>	<b>100.00</b>	<b>100.00</b>		



CATEGORY CODE	CATEGORY OF SHAREHOLDER	NO OF SHAREHOLDERS	TOTAL NUMBER OF SHARES	NO OF SHARES HELD IN DEMATERIALIZED FORM	TOTAL SHAREHOLDING AS A % OF TOTAL NO OF SHARES		SHARES PLEDGE OR OTHERWISE ENCUMBERED	
					AS a PERCENTAGE of (A+B)	As a PERCENTAGE of (A+B+C)	NUMBER OF SHARES	AS a PERCENTAGE
(I)	(II)	(III)	(IV)	(V)	(VI)	(VII)	(VIII)	(IX)=(VIII)/(IV)*100
(C)	Shares held by custodians, against which Depository Receipts have been issued							
(1)	Promoter and Promoter Group							
(2)	Public	0	0	0	0.00	0.00		
<b>GRAND TOTAL (A+B+C) :</b>		<b>184852</b>	<b>421256303</b>	<b>413590574</b>	<b>100.00</b>	<b>0.00</b>	<b>0</b>	<b>0.00</b>



(I)(b) Statement showing holding of securities (including shares, warrants, convertible securities) of persons belonging to the category "Promoter and Promoter Group"											
Sr.No	Name of the Shareholder	Details of Shares held		Encumbered shares (*)			Details of Warrants		Details of convertible securities		Total Shares (including underlying shares assuming full conversion of warrants and convertible securities) as a % of diluted share capital
		No. of Shares held	As a % of grand total (A)+(B)+(C)	Pledge Shares	AS a percentage	AS a % of grand total (A) + (B) + (C) of sub-clause (I)(a)	Number of warrants held	As a % total number of warrants of the same class	Number of convertible securities held	As a % total number of convertible securities of the same class	
(I)	(II)	(III)	(IV)	(V)	(VI)=(V)/(III)*100	(VII)	(VIII)	(IX)	(X)	(XI)	(XII)
1	PRESIDENT OF INDIA	233412499	55.41	0	0.00	0.00	0	0.00	0	0.00	55.41
	<b>TOTAL :</b>	<b>233412499</b>	<b>55.41</b>	<b>0</b>	<b>0.00</b>	<b>0.00</b>	<b>0</b>	<b>0.00</b>	<b>0</b>	<b>0.00</b>	<b>55.41</b>



Page 5 of 10

(l)(c)(i) Statement showing holding of securities (including shares, warrants, convertible securities) of persons belonging to the category "Public" and holding more than 1% of the total number of shares								
Sr.No.	Name of the shareholder	Number of shares held	Shares as a percentage of total number of shares (i.e., Grant total (A)+(B)+(C) indicated in Statement at para (l)(a) above}	Details of warrants		Details of convertible securities		Total shares (including underlying shares assuming full conversion of warrants and convertible securities) as a % of diluted share capital)
				Number of warrants held	As a % total number of warrants of the same class	Number of convertible securities held	% w.r.t total number of convertible securities of the same class	
1	LIFE INSURANCE CORPORATION OF INDIA	48204137	11.44	0	0.00	0	0.00	11.44
2	HDFC TRUSTEE COMPANY LIMITED -CAPTIAL PROTECTION OR	15611279	3.71	0	0.00	0	0.00	3.71
3	COPTHALL MAURITIUS INVESTMENT LIMITED	6128724	1.45	0	0.00	0	0.00	1.45
4	THE MASTER TRUST BANK OF JAPAN, LTD A/C THE MASTERTRUST BANK OF JAPAN, LTD. AS TRUSTEE OF EASTSPRING INVESTMENTS ASIA OCEANIA HIGH DIVIDEND EQUITY MO	6039233	1.43	0	0.00	0	0.00	1.43
	<b>TOTAL :</b>	<b>75983373</b>	<b>18.04</b>	<b>0</b>	<b>0.00</b>	<b>0</b>	<b>0.00</b>	<b>18.04</b>



(l)(c)(ii) Statement showing holding of securities (including shares, warrants, convertible securities) of persons (together with PAC) belonging to the category "Public" and holding more than 5%								
Sr.No.	Name(s) of the shareholder(s) and the Persons Acting in Concert (PAC) with them	Number of shares held	Shares as a percentage of total number of shares (i.e., Grant total (A)+(B)+(C) indicated in Statement at para (l)(a) above}	Details of warrants		Details of convertible securities		Total shares (including underlying shares assuming full conversion of warrants and convertible securities) as a % of diluted share capital)
				Number of warrants held	As a % total number of warrants of the same class	Number of convertible securities held	% w.r.t total number of convertible securities of the same class	
1	LIFE INSURANCE CORPORATION OF INDIA	48204137	11.44	0	0.00	0	0.00	0.00
	<b>TOTAL :</b>	<b>48204137</b>	<b>11.44</b>	<b>0</b>	<b>0.00</b>	<b>0</b>	<b>0.00</b>	<b>0.00</b>



page 7 of 10

(1)(d) STATEMENT SHOWING DETAILS OF LOCKED-IN SHARES"				
Sr.No.	Name of the shareholder	Number of locked-in shares	Locked-in shares as a (%) percentage of total number of shares {i.e, Grand Total (A)+(B)+(C) Indicated in Statement at para (1)(a) above}	Promoter/Promoter Group/Public
1	PRESIDENT OF INDIA	233412499	55.41	PROMOTER/PROMOTER GROUP
<b>TOTAL :</b>		<b>233412499</b>	<b>55.41</b>	



Page 8 of 10



(II)(a) STATEMENT SHOWING DETAILS OF DEPOSITORY RECEIPTS (DRS)				
Sr.No.	Type of outstanding DR (ADRs,GDRs,SDRs,etc.)	Number of outstanding DRs	Number of shares underlying outstanding DRs	Shares underlying outstanding DRs as a percentage of total number of shares {i.e., Grand Total (A)+(B)+(C) indicated in Statement at Para(I)(a) above}
<b>TOTAL :</b>		<b>0</b>	<b>0</b>	<b>0</b>



(II)(b) Statement showing Holding of Depository Receipts (DRs), where underlying shares held by "Promoter/Promoter group" are in excess of 1% of the total number shares.				
Sr.No.	Name of the DR Holder	Type of outstanding DR (ADRs,GDRs,SDRs, etc.)	Number of shares underlying outstanding DRs	Shares underlying outstanding DRs as a percentage of total number of shares (i.e., Grand Total (A)+(B)+(C) indicated in Statement at para(I)(a) above}
TOTAL :			0	0

(III) (a) — Not Applicable — (Only one class of shares)



कृते बैंक ऑफ बड़ौदा  
for Bank of Baroda



कंपनी सचिव

M.L. JAIN

Company Secretary

Place : MUMBAI

Date : 07<sup>th</sup> January, 2014

Page 10 of 10