

# BANK OF BARODA – SHAREHOLDING PATTERN – 30.09.2018

## Format of Holding of Specified securities

1. Name of Listed Entity: BANK OF BARODA
2. Scrip Code/Name of Scrip/Class of Security: 532134, BANKBARODA, EQUITY SHARES
3. Share Holding Pattern Filed under: Reg. 31(1)(a)/Reg.31(1)(b)/Reg.31(1)(c)
  - a. if under 31(1)(b) then indicate the report for quarter ending 29/09/2018
  - b. if under 31(1)(c) then indicate date of allotment/extinguishment
4. Declaration : The Listed entity is required to submit the following declaration to the extent of submission of information:

Particulars	YES*	NO*
a Whether the Listed Entity has issued any partly paid up shares	-	NO*
b Whether the Listed Entity has issued any Convertible Securities or Warrants?	-	NO*
c Whether the Listed Entity has any shares against which depository receipts are issued?	-	NO*
d Whether the Listed Entity has any shares in locked-in?	YES*	-
e Whether any shares held by promoters are pledge or otherwise encumbered?	-	NO*

\*if the Listed Entity selects the option 'NO' for the questions above, the columns for the partly paid up shares, Outstanding Convertible Securities/Warrants, depository receipts, locked-in shares, No of shares pledged or otherwise encumbered by promoters, as applicable, shall not be displayed at the time of dissemination on the Stock Exchange website. Also wherever there is 'No' declared by Listed entity in above table the values will be considered as 'Zero' by default on submission of the format of holding of specified securities.

- 5 The tabular format for disclosure of holding of specified securities is as follows:




Table I - Summary Statement holding of specified securities

Category	Category of Shareholder	No of Share holders	No of fully paid up equity shares held	No of Partly paid-up equity shares held	No of Shares Underlying Depository Receipts	Total No of Shares Held (VII) = (IV)+(V)+(VI)	Shareholding as a % of total no of shares (As a % of (A+B+C2))	Number of Voting Rights held in each class of securities			No of Shares Underlying Outstanding convertible securities (Including Warrants)	Shareholding as a % assuming full conversion of convertible Securities (as a percentage of diluted share capital)	Number of Locked in Shares		Number of Shares pledged or otherwise encumbered		Number of equity shares held in dematerialized form	
								No of Voting Rights		Total as a % of (A+B+C)			No.	As a % of total Shares held	No.	As a % of total Shares held		
								Class X	Class Y									Total
(I)	(II)	(III)	(IV)	(V)	(VI)	(VII)	(VIII)	(IX)			(X)	(XI)	(XII)		(XIII)	(XIV)		
(A)	Promoter & Promoter Group	1	1686294736	0	0	1686294736	63.74	1686294736	0	1686294736	63.74	0	63.74	1685420693	99.95	0	0.00	1686294736
(B)	Public	369106	959221396	0	0	959221396	36.26	959221396	0	959221396	36.26	0	36.26	0	0.00	NA	NA	927321796
(C)	Non Promoter-Non Public																	
(C1)	Shares underlying DRs	0	0	0	0	0	NA	0	0	0	0.00	0	NA	0	0.00	NA	NA	0
(C2)	Shares held by Employes Trusts	0	0	0	0	0	0.00	0	0	0	0.00	0	0.00	0	0.00	NA	NA	0
	<b>Total:</b>	<b>369107</b>	<b>2645516132</b>	<b>0</b>	<b>0</b>	<b>2645516132</b>	<b>100.00</b>	<b>2645516132</b>	<b>0</b>	<b>2645516132</b>	<b>100.00</b>	<b>0</b>	<b>100.00</b>	<b>1685420693</b>	<b>63.71</b>	<b>0</b>	<b>0.00</b>	<b>2613616532</b>




Table II - Statement showing shareholding pattern of the Promoter and Promoter Group

Category	Category & Name of the Shareholder	PAN	No of Share holders	No of fully paid up equity shares held	No of Partly paid-up equity shares held	No of Shares Underlying Depository Receipts	Total No of Shares Held (IV+V+VI)	Shareholding as a % of total no of shares [calculated as per SCRR, 1957 (VIII) As a % of (A+B+C2	Number of Voting Rights held in each class of securities			No of Shares Underlying Outstanding convertible securities (including Warrants)	Shareholding as a % assuming full conversion of convertible Securities (as a percentage of diluted share capital) (VII)+(X) As a % of (A+B+C2	Number of Locked in Shares		Number of Shares pledged or otherwise encumbered		Number of equity shares held in dematerialized form	
									No of Voting Rights		Total as a % of (A+B+C)			No.	As a % of total Shares held	No.	As a % of total Shares		
									Class X	Class Y									Total
	(I)	(II)	(III)	(IV)	(V)	(VI)	(VII)	(VIII)	(IX)			(X)	(XI)	(XII)		(XIII)	(XIV)		
(1)	Indian																		
(a)	Individuals/Hindu undivided Family		0	0	0	0	0	0.00	0	0	0	0.00	0	0.00	0	0.00	0	0.00	0
(b)	Central Government/State Government(s)		1	1686294736	0	0	1686294736	63.74	1686294736	0	1686294736	63.74	0	63.74	1685420693	99.95	0	0.00	1686294736
(c)	PRESIDENT OF INDIA		1	1686294736	0	0	1686294736	63.74	1686294736	0	1686294736	63.74	0	63.74	1685420693	99.95	0	0.00	1686294736
(d)	Financial Institutions/Banks		0	0	0	0	0	0.00	0	0	0	0.00	0	0.00	0	0.00	0	0.00	0
(d)	Any Other		0	0	0	0	0	0.00	0	0	0	0.00	0	0.00	0	0.00	0	0.00	0
	<b>Sub-Total (A)(1)</b>		<b>1</b>	<b>1686294736</b>	<b>0</b>	<b>0</b>	<b>1686294736</b>	<b>63.74</b>	<b>1686294736</b>	<b>0</b>	<b>1686294736</b>	<b>63.74</b>	<b>0</b>	<b>63.74</b>	<b>1685420693</b>	<b>99.95</b>	<b>0</b>	<b>0.00</b>	<b>1686294736</b>
(2)	Foreign																		
(a)	Individuals (Non-Resident Individuals/Foreign Individuals		0	0	0	0	0	0.00	0	0	0	0.00	0	0.00	0	0.00	0	0.00	0
(b)	Government		0	0	0	0	0	0.00	0	0	0	0.00	0	0.00	0	0.00	0	0.00	0
(c)	Institutions		0	0	0	0	0	0.00	0	0	0	0.00	0	0.00	0	0.00	0	0.00	0
(d)	Foreign Portfolio Investor		0	0	0	0	0	0.00	0	0	0	0.00	0	0.00	0	0.00	0	0.00	0
(e)	Any Other		0	0	0	0	0	0.00	0	0	0	0.00	0	0.00	0	0.00	0	0.00	0
	<b>Sub-Total (A)(2)</b>		<b>0</b>	<b>0</b>	<b>0</b>	<b>0</b>	<b>0</b>	<b>0.00</b>	<b>0</b>	<b>0</b>	<b>0</b>	<b>0.00</b>	<b>0</b>	<b>0.00</b>	<b>0</b>	<b>0.00</b>	<b>0</b>	<b>0.00</b>	<b>0</b>
	<b>Total Shareholding of Promoter and Promoter Group</b>		<b>1</b>	<b>1686294736</b>	<b>0</b>	<b>0</b>	<b>1686294736</b>	<b>63.74</b>	<b>1686294736</b>	<b>0</b>	<b>1686294736</b>	<b>63.74</b>	<b>0</b>	<b>63.74</b>	<b>1685420693</b>	<b>99.95</b>	<b>0</b>	<b>0.00</b>	<b>1686294736</b>




Table III - Statement showing shareholding pattern of the Public shareholder

Category	Category & Name of the Shareholder	PAN	No of Share holders	No of fully paid up equity shares held	No of Partly paid-up equity shares held	No of Shares Underlying Depository Receipts	Total No of Shares Held (IV+V+VI)	Shareholding as a % of total no of shares (A-B+C2)	Number of Voting Rights held in each class of securities			No of Shares Underlying Outstanding convertible securities (Including Warrants)	Shareholding as a % assuming full conversion of convertible Securities (as a percentage of diluted share capital)	Number of Locked in Shares		Number of Shares pledged or otherwise encumbered	Number of equity shares held in dematerialized form		
									Class X	Class Y	Total			No.	As a % of total Shares held			No.	As a % of total Shares held
	(I)	(II)	(III)	(IV)	(V)	(VI)	(VII)	(VIII)	(IX)	(X)	(XI)	(XII)	(XIII)	(XIV)					
(1)	Institutions																		
(a)	Mutual Funds		150	330450165	0	0	330450165	12.49	330450165	0	330450165	12.49	0	12.49	0	0.00	NA	NA	330444165
	ICICI PRUDENTIAL VALUE FUND - SERIES 16	AAAAI0038F	15	58265130	0	0	58265130	2.20	58265130	0	58265130	2.20	0	2.20	0	0.00	NA	NA	58265130
	HDFC TRUSTEE COMPANY LIMITED-HDFC EQUITY FUND	AAATH1809A	21	119665712	0	0	119665712	4.52	119665712	0	119665712	4.52	0	4.52	0	0.00	NA	NA	119665712
	RELIANCE ETF-JUNIOR BEES INVESTMENT A/C	AAATRO090B	15	75311178	0	0	75311178	2.85	75311178	0	75311178	2.85	0	2.85	0	0.00	NA	NA	75311178
(b)	Venture Capital Funds		0	0	0	0	0	0.00	0	0	0	0.00	0	0.00	0	0.00	NA	NA	0
(c)	Alternate Investment Funds		3	262157	0	0	262157	0.01	262157	0	262157	0.01	0	0.01	0	0.00	NA	NA	262157
(d)	Foreign Venture Capital Investors		0	0	0	0	0	0.00	0	0	0	0.00	0	0.00	0	0.00	NA	NA	0
(e)	Foreign Portfolio Investors		192	273797627	0	0	273797627	10.35	273797627	0	273797627	10.35	0	10.35	0	0.00	NA	NA	273743527
	THELEME MASTER FUND LIMITED	AAGCT1070Q	1	80042614	0	0	80042614	3.03	80042614	0	80042614	3.03	0	3.03	0	0.00	NA	NA	80042614
(f)	Financial Institutions/Banks		26	4585529	0	0	4585529	0.17	4585529	0	4585529	0.17	0	0.17	0	0.00	NA	NA	4578029
(g)	Insurance Companies		39	107886895	0	0	107886895	4.08	107886895	0	107886895	4.08	0	4.08	0	0.00	NA	NA	107886895
	LIFE INSURANCE CORPORATION OF INDIA	AAACL0582H	35	102207355	0	0	102207355	3.86	102207355	0	102207355	3.86	0	3.86	0	0.00	NA	NA	102207355
(h)	Provident Funds/Pension Funds		0	0	0	0	0	0.00	0	0	0	0.00	0	0.00	0	0.00	NA	NA	0
(i)	Any Other		3	110000	0	0	110000	0.00	110000	0	110000	0.00	0	0.00	0	0.00	NA	NA	0
	OVERSEAS CORPORATE BODIES		3	110000	0	0	110000	0.00	110000	0	110000	0.00	0	0.00	0	0.00	NA	NA	0
	Sub Total (B)(1)		413	717092373	0	0	717092373	27.11	717092373	0	717092373	27.11	0	27.11	0	0.00	NA	NA	716914873
(2)	Central Government/State Government(s)/President of India		0	0	0	0	0	0.00	0	0	0	0.00	0	0.00	0	0.00	NA	NA	0
	Sub Total (B)(2)		0	0	0	0	0	0.00	0	0	0	0.00	0	0.00	0	0.00	NA	NA	0
(3)	Non-Institutions		0	0	0	0	0	0.00	0	0	0	0.00	0	0.00	0	0.00	NA	NA	0
(a)	i. Individual shareholders holding nominal share capital up to Rs. 2 lakhs		353024	128603640	0	0	128603640	4.86	128603640	0	128603640	4.86	0	4.86	0	0.00	NA	NA	103975045
	ii. Individual shareholders holding nominal share capital in excess of Rs. 2 Lakhs		26	9892725	0	0	9892725	0.37	9892725	0	9892725	0.37	0	0.37	0	0.00	NA	NA	9892725
(b)	NBFCs Registered with RBI		14	19231	0	0	19231	0.00	19231	0	19231	0.00	0	0.00	0	0.00	NA	NA	19231
(c)	Employee Trusts		0	0	0	0	0	0.00	0	0	0	0.00	0	0.00	0	0.00	NA	NA	0
(d)	Overseas Depositories (Holding DRs)(Balancing figure)		0	0	0	0	0	0.00	0	0	0	0.00	0	0.00	0	0.00	NA	NA	0
(e)	Any Other																		
	CLEARING MEMBERS		376	4140903	0	0	4140903	0.16	4140903	0	4140903	0.16	0	0.16	0	0.00	NA	NA	4140903
	EMPLOYEES		2283	2298046	0	0	2298046	0.09	2298046	0	2298046	0.09	0	0.09	0	0.00	NA	NA	79046
	FOREIGN NATIONALS		4	6534	0	0	6534	0.00	6534	0	6534	0.00	0	0.00	0	0.00	NA	NA	6534
	H U F		4817	3163896	0	0	3163896	0.12	3163896	0	3163896	0.12	0	0.12	0	0.00	NA	NA	3163896
	BODIES CORPORATES		2296	64284027	0	0	64284027	2.43	64284027	0	64284027	2.43	0	2.43	0	0.00	NA	NA	63531527
	ICICI PRUDENTIAL LIFE INSURANCE COMPANY LTD	AAACI7351P	2	34398742	0	0	34398742	1.30	34398742	0	34398742	1.30	0	1.30	0	0.00	NA	NA	34398742
	NON RESIDENT INDIANS		4379	8894822	0	0	8894822	0.34	8894822	0	8894822	0.34	0	0.34	0	0.00	NA	NA	4773322
	NRI NON-REPATRIATION		1430	2964037	0	0	2964037	0.11	2964037	0	2964037	0.11	0	0.11	0	0.00	NA	NA	2964037
	TRUSTS		43	17860662	0	0	17860662	0.68	17860662	0	17860662	0.68	0	0.68	0	0.00	NA	NA	17860662
	UNIT TRUST OF INDIA		1	500	0	0	500	0.00	500	0	500	0.00	0	0.00	0	0.00	NA	NA	0
	Sub Total (B)(3)		368693	242129023	0	0	242129023	9.15	242129023	0	242129023	9.15	0	9.15	0	0.00			210406923
	Total Public Shareholding (B) = (B)(1)+(B)(2)+(B)(3)		369106	959221396	0	0	959221396	36.26	959221396	0	959221396	36.26	0	36.26	0	0.00			927321796






Table IV - Statement showing shareholding pattern of the Non Promoter - Non Public Shareholder

Category	Category & Name of the Shareholder	PAN	No of Share holders	No of fully paid up equity shares held	No of Partly paid-up equity shares held	No of Shares Underlying Depository Receipts	Total No of Shares Held (IV+V+VI)	Shareholding as a % of total no of shares (A+B+C2)	Number of Voting Rights held in each class of securities			No of Shares Underlying Outstanding convertible securities (Including Warrants)	Shareholding as a % assuming full conversion of convertible Securities (as a percentage of diluted share capital)	Number of Locked in Shares		Number of Shares pledged or otherwise encumbered		Number of equity shares held in dematerialized form	
									No of Voting Rights		Total as a % of (A+B+C)			No.	As a % of total Shares held	No.	As a % of total Shares held		
									Class X	Class Y									Total
	(I)	(II)	(III)	(IV)	(V)	(VI)	(VII)	(VIII)	(IX)			(X)	(XI)	(XII)		(XIII)	(XIV)		
(1)	Custodian/DR Holder		0	0	0	0	0	0.00	0	0	0	0.00	0	0.00	0	0.00	NA	NA	0
(2)	Employee Benefit Trust (under SEBI(Share based Employee Benefit) Regulations 2014)		0	0	0	0	0	0.00	0	0	0	0.00	0	0.00	0	0.00	NA	NA	0
	<b>Total Non-Promoter-Non Public Shareholding (C) = (C)(1)+(C)(2)</b>		<b>0</b>	<b>0</b>	<b>0</b>	<b>0</b>	<b>0</b>	<b>0.00</b>	<b>0</b>	<b>0</b>	<b>0</b>	<b>0.00</b>	<b>0</b>	<b>0.00</b>	<b>0</b>	<b>0.00</b>			<b>0</b>



Details of the shareholders acting as persons in Concert including their Shareholding:			
Name of Shareholder	Name of PAC	No of shares	Holding%
<b>Total:</b>		0	0



Details of Shares which remain unclaimed may be given hear along with details such as number of shareholders, outstanding shares held in demat/unclaimed suspense account, voting rights which are frozen etc.outstanding shares held in demat/unclaimed suspense account, voting rights which are frozen etc.

No of Shareholders	No of shares
226	178990

