

BANK OF BARODA — SHAREHOLDING PATTERN — 31.12.2020

Format of Holding of Specified securities

1. Name of Listed Entity: BANK OF BARODA
2. Scrip Code/Name of Scrip/Class of Security: 532134, BANKBARODA, EQUITY SHARES
3. Share Holding Pattern Filed under: Reg. 31(1)(a)/Reg.31(1)(b)/Reg.31(1)(c)
 - a. if under 31(1)(b) then indicate the report for quarter ending 31/12/2020
 - b. if under 31(1)(c) then indicate date of allotment/extinguishment
4. Declaration : The Listed entity is required to submit the following declaration to the extent of submission of information:

Particulars	YES*
a Whether the Listed Entity has issued any partly paid up shares	NO
b Whether the Listed Entity has issued any Convertible Securities or Warrants?	NO
c Whether the Listed Entity has any shares against which depository receipts are issued?	NO
d Whether the Listed Entity has any shares in locked-in?	YES
e Whether any shares held by promoters are pledge or otherwise encumbered?	NO

*if the Listed Entity selects the option 'NO' for the questions above, the columns for the partly paid up shares, Outstanding Convertible Securities/Warrants, depository receipts, locked-in shares, No of shares pledged or otherwise encumbered by promoters, as applicable, shall not be displayed at the time of dissemination on the Stock Exchange website. Also wherever there is 'No' declared by Listed entity in above table the values will be considered as 'Zero' by default on submission of the format of holding of specified securities.

- 5 The tabular format for disclosure of holding of specified securities is as follows:



Table I - Summary Statement holding of specified securities

Category	Category of Shareholder	No of Shareholders	No of fully paid up equity shares held	No of Partly paid-up equity shares held	No of Shares Underlying Depository Receipts	Total No of Shares Held (VII) = (IV)+(V)+(VI)	Shareholding as a % of total no of shares (As a % of [A+B+C2])	Number of Voting Rights held in each class of securities			No of Shares Underlying Outstanding convertible securities (Including Warrants)	Shareholding as a % assuming full conversion of convertible Securities (as a percentage of diluted)	Number of Locked in Shares		Number of Shares pledged or otherwise encumbered		Number of equity shares held in dematerialized form
								No of Voting Rights		Total as a % of [A+B+C]			No.	As a % of total Shares held	No.	As a % of total Shares held	
								Class X	Class Y								
(I)	(II)	(III)	(IV)	(V)	(VI)	(VII)	(VIII)	(IX)	(X)	(XI)	(XII)	(XIII)	(XIV)				
(A)	Promoter & Promoter Group	1	3308184689	0	0	3308184689	71.60	3308184689	71.60	0	71.60	1623583547	49.08	0	0.00	3308184689	
(B)	Public	1035381	1312381897	0	0	1312381897	28.40	1312381897	28.40	0	28.40	0	0.00	NA	NA	1276192958	
(C)	Non Promoter-Non Public																
(C1)	Shares underlying DRs	0	0	0	0	0	NA	0	0	0	0.00	0	0.00	NA	NA	0	
(C2)	Shares held by Employees	0	0	0	0	0	0.00	0	0	0	0.00	0	0.00	NA	NA	0	
	Total:	1035382	4620566586	0	0	4620566586	100.00	4620566586	100.00	0	100.00	1623583547	35.14	0	0.00	4584377647	




Table II - Statement showing shareholding pattern of the Promoter and Promoter Group

Category	Category & Name of the Shareholder	PAN	No of Shareholders	No of fully paid up equity shares held	No of Partly paid-up equity shares held	No of Shares Underlying Depository Receipts	Total No of Shares Held (IV+V+VI)	Shareholding as a % of total no of shares (calculated as per SCRR, 1957 (VIII) As a % of (A+B+C2)	Number of Voting Rights held in each class of securities			No of Shares Underlying Outstanding convertible securities (Including Warrants)	Shareholding as a % assuming full conversion of convertible Securities (as a percentage of diluted share capital) (VII)+(X) As a % of	Number of Locked in Shares		Number of Shares pledged or otherwise encumbered		Number of equity shares held in dematerialized form	
									No of Voting Rights		Total as a % of (A+B+C)			No.	As a % of total Shares held	No.	As a % of total Shares		
									Class X	Class Y									Total
	(I)	(II)	(III)	(IV)	(V)	(VI)	(VII)	(VIII)	(IX)			(X)	(XI)	(XII)		(XIII)		(XIV)	
(1)	Indian																		
(a)	Individuals/Hindu undivided Family		0	0	0	0	0	0.00	0	0	0	0.00	0	0.00	0	0.00	0	0.00	0
(b)	Central Government/State Government(s)		1	3308184689	0	0	3308184689	71.60	3308184689	0	3308184689	71.60	0	71.60	1623583547	49.08	0	0.00	3308184689
	PRESIDENT OF INDIA	120472	1	3308184689	0	0	3308184689	71.60	3308184689	0	3308184689	71.60	0	71.60	1623583547	49.08	0	0.00	3308184689
(c)	Financial Institutions/Banks		0	0	0	0	0	0.00	0	0	0	0.00	0	0.00	0	0.00	0	0.00	0
(d)	Any Other		0	0	0	0	0	0.00	0	0	0	0.00	0	0.00	0	0.00	0	0.00	0
	Sub-Total (A)(1)		1	3308184689	0	0	3308184689	71.60	3308184689	0	3308184689	71.60	0	71.60	1623583547	49.08	0	0.00	3308184689
(2)	Foreign																		
(a)	Individuals (Non-Resident Individuals/Foreign Individuals)		0	0	0	0	0	0.00	0	0	0	0.00	0	0.00	0	0.00	0	0.00	0
(b)	Government		0	0	0	0	0	0.00	0	0	0	0.00	0	0.00	0	0.00	0	0.00	0
(c)	Institutions		0	0	0	0	0	0.00	0	0	0	0.00	0	0.00	0	0.00	0	0.00	0
(d)	Foreign Portfolio Investor		0	0	0	0	0	0.00	0	0	0	0.00	0	0.00	0	0.00	0	0.00	0
(e)	Any Other		0	0	0	0	0	0.00	0	0	0	0.00	0	0.00	0	0.00	0	0.00	0
	Sub-Total (A)(2)		0	0	0	0	0	0.00	0	0	0	0.00	0	0.00	0	0.00	0	0.00	0
	Total Shareholding of Promoter and Promoter Group [A]=[A](1)+[A](2)		1	3308184689	0	0	3308184689	71.60	3308184689	0	3308184689	71.60	0	71.60	1623583547	49.08	0	0.00	3308184689



(Handwritten signature)



Table III - Statement showing shareholding pattern of the Public shareholder

Category	Category & Name of the Shareholder	PAN	No of Shareholders	No of fully paid up equity shares held	No of Partly paid-up equity shares	No of Shares Underlying Deposits	Total No of Shares Held (IV+V+VI)	Shareholding as a % of total no of shares (A+B+C2)	Number of Voting Rights held in each class of securities			No of Shares Underlying Outstanding convertible	Shareholding as a % assuming full conversion of convertible	Number of Locked in Shares		Number of Shares pledged or otherwise encumbered		Number of equity shares held in dematerialized form	
									No of Voting Rights					Total as a % of (A+B+C)	No.	As a % of total Shares held	No.		As a % of total Shares held
									Class X	Class Y	Total								
(I)	(II)	(III)	(IV)	(V)	(VI)	(VII)	(VIII)	(IX)			(X)	(XI)	(XII)	(XIII)	(XIV)				
(1)	Institutions																		
(a)	Mutual Funds		26	298916006	0	0	298916006	6.47	298916006	0	298916006	6.47	0	6.47	0	0.00	NA	NA	298910006
	ICICI PRUDENTIAL MULTICAP FUND	IAAAA10038F	1	101903479	0	0	101903479	2.21	101903479	0	101903479	2.21	0	2.21	0	0.00	NA	NA	101903479
	HDFC TRUSTEE COMPANY LTD A/C - HDFC CHILDREN'S CAAATH1809A		1	143820158	0	0	143820158	3.11	143820158	0	143820158	3.11	0	3.11	0	0.00	NA	NA	143820158
(b)	Venture Capital Funds		0	0	0	0	0	0.00	0	0	0	0.00	0	0.00	0	0.00	NA	NA	0
(c)	Alternate Investment Funds		2	614854	0	0	614854	0.01	614854	0	614854	0.01	0	0.01	0	0.00	NA	NA	614854
(d)	Foreign Venture Capital Investors		0	0	0	0	0	0.00	0	0	0	0.00	0	0.00	0	0.00	NA	NA	0
(e)	Foreign Portfolio Investors		151	199697440	0	0	199697440	4.32	199697440	0	199697440	4.32	0	4.32	0	0.00	NA	NA	199643440
(f)	Financial Institutions/Banks		20	11612824	0	0	11612824	0.25	11612824	0	11612824	0.25	0	0.25	0	0.00	NA	NA	11605113
(g)	Insurance Companies		6	210712294	0	0	210712294	4.56	210712294	0	210712294	4.56	0	4.56	0	0.00	NA	NA	210712294
	LIFE INSURANCE CORPORATION OF INDIA - ULIF0042005	AAAACLO582H	1	200394105	0	0	200394105	4.34	200394105	0	200394105	4.34	0	4.34	0	0.00	NA	NA	200394105
(h)	Provident Funds/Pension Funds		0	0	0	0	0	0.00	0	0	0	0.00	0	0.00	0	0.00	NA	NA	0
(i)	Any Other																		
	Sub Total (B)(1)		205	721553418	0	0	721553418	15.62	721553418	0	721553418	15.62	0	15.62	0	0.00	NA	NA	721485707
(2)	Central Government/State Government(s)/President of India		0	0	0	0	0	0.00	0	0	0	0.00	0	0.00	0	0.00	NA	NA	0
	Sub Total (B)(2)		0	0	0	0	0	0.00	0	0	0	0.00	0	0.00	0	0.00	NA	NA	0
(3)	Non-institutions																		
(a)	i. Individual shareholders holding nominal share capital up to Rs. 2 lakhs		1008523	427631876	0	0	427631876	9.25	427631876	0	427631876	9.25	0	9.25	0	0.00	NA	NA	398068993
	ii. Individual shareholders holding nominal share capital in excess of Rs. 2 Lakhs		57	21331704	0	0	21331704	0.46	21331704	0	21331704	0.46	0	0.46	0	0.00	NA	NA	21331704
(b)	NBFCs Registered with RBI		6	18039	0	0	18039	0.00	18039	0	18039	0.00	0	0.00	0	0.00	NA	NA	18039
(c)	Employee Trusts		0	0	0	0	0	0.00	0	0	0	0.00	0	0.00	0	0.00	NA	NA	0
(d)	Overseas Depositories (Holding DRs)(Balancing figure)		0	0	0	0	0	0.00	0	0	0	0.00	0	0.00	0	0.00	NA	NA	0
(e)	Any Other																		
	TRUSTS		34	366955	0	0	366955	0.01	366955	0	366955	0.01	0	0.01	0	0.00	NA	NA	366911
	OVERSEAS CORPORATE BODIES		4	111000	0	0	111000	0.00	111000	0	111000	0.00	0	0.00	0	0.00	NA	NA	1000
	EMPLOYEES		1873	1912500	0	0	1912500	0.04	1912500	0	1912500	0.04	0	0.04	0	0.00	NA	NA	103500
	NON RESIDENT INDIANS		6877	16798257	0	0	16798257	0.36	16798257	0	16798257	0.36	0	0.36	0	0.00	NA	NA	13019962
	CLEARING MEMBERS		306	8407942	0	0	8407942	0.18	8407942	0	8407942	0.18	0	0.18	0	0.00	NA	NA	8407942
	Qualified Institutional Buyer		8	64213292	0	0	64213292	1.39	64213292	0	64213292	1.39	0	1.39	0	0.00	NA	NA	64213292
	UNIT TRUST OF INDIA		2	544	0	0	544	0.00	544	0	544	0.00	0	0.00	0	0.00	NA	NA	0
	NRI NON-REPATRIATION		3310	3351568	0	0	3351568	0.07	3351568	0	3351568	0.07	0	0.07	0	0.00	NA	NA	3236044
	BODIES CORPORATES		2806	37674450	0	0	37674450	0.82	37674450	0	37674450	0.82	0	0.82	0	0.00	NA	NA	36929754
	H U F		11364	8998095	0	0	8998095	0.19	8998095	0	8998095	0.19	0	0.19	0	0.00	NA	NA	8997853
	FOREIGN NATIONALS		6	12257	0	0	12257	0.00	12257	0	12257	0.00	0	0.00	0	0.00	NA	NA	12257
	Sub Total (B)(3)		1035176	590828479	0	0	590828479	12.79	590828479	0	590828479	12.79	0	12.79	0	0.00	NA	NA	554707251
	Total Public Shareholding (B) = (B)(1)+(B)(2)+(B)(3)		1035381	1312381897	0	0	1312381897	28.40	1312381897	0	1312381897	28.40	0	28.40	0	0.00	NA	NA	1276192958




Table IV - Statement showing shareholding pattern of the Non Promoter - Non Public Shareholder

Category	Category & Name of the Shareholder	PAN	No of Shareholders	No of fully paid up equity shares	No of Partly paid-up equity	No of Shares Underlying Dep	Total No of Shares Held (IV+V+VI)	Shareholding as a % of total no of	Number of Voting Rights held in each class of securities			No of Shares Underlying Outstanding	Share holding as a % assuming full convey	Number of Locked in Shares		Number of Shares pledged or otherwise encumbered		Number of equity shares held	
									No of Voting		Total as a			No.	As a % of	No.	As a % of		
									Class X	Class Y	Total								
(I)	(II)	(III)	(IV)	(V)	(VI)	(VII)	(VIII)	(IX)			(X)	(XI)	(XII)		(XIII)		(XIV)		
(1)	Custodian/DR Holder		0	0	0	0	0	0.00	0	0	0	0.00	0	0.00	0	0.00	NA	NA	0
(2)	Employee Benefit Trust (under SEBI(Share based Employee Benefit) R		0	0	0	0	0	0.00	0	0	0	0.00	0	0.00	0	0.00	NA	NA	0
Total Non-Promoter-Non Public Shareholding (C) = (C)(1)+(C)(2)			0	0	0	0	0	0.00	0	0	0	0.00	0	0.00	0	0.00			0




Details of the shareholders acting as persons in Concert including their Shareholding:			
Name of Shareholder	Name of PAC	No of shares	Holding%
	*		
Total:		0	0



Details of Shares which remain unclaimed may be given hear along with details such as number of shareholders,

No of Shareholders	No of shares
224	178690



A handwritten signature in black ink, consisting of a stylized, cursive name.